

How to Create Effective Learning Communities for At-Risk Learners



MOCKINGBIRD WEBINAR SESSION

WWW.MOCKINGBIRDEDUCATION.COM



TEACH YOUR BEST LESSON



Mockingbird Education

<https://www.mockingbirdeducation.com>



Curriculum



Instructional Workshops

Webinars



Online Courses



TEACH YOUR BEST LESSON

Contact Mockingbird Education

tamara@mockingbirdeducation.com

469-261-3557

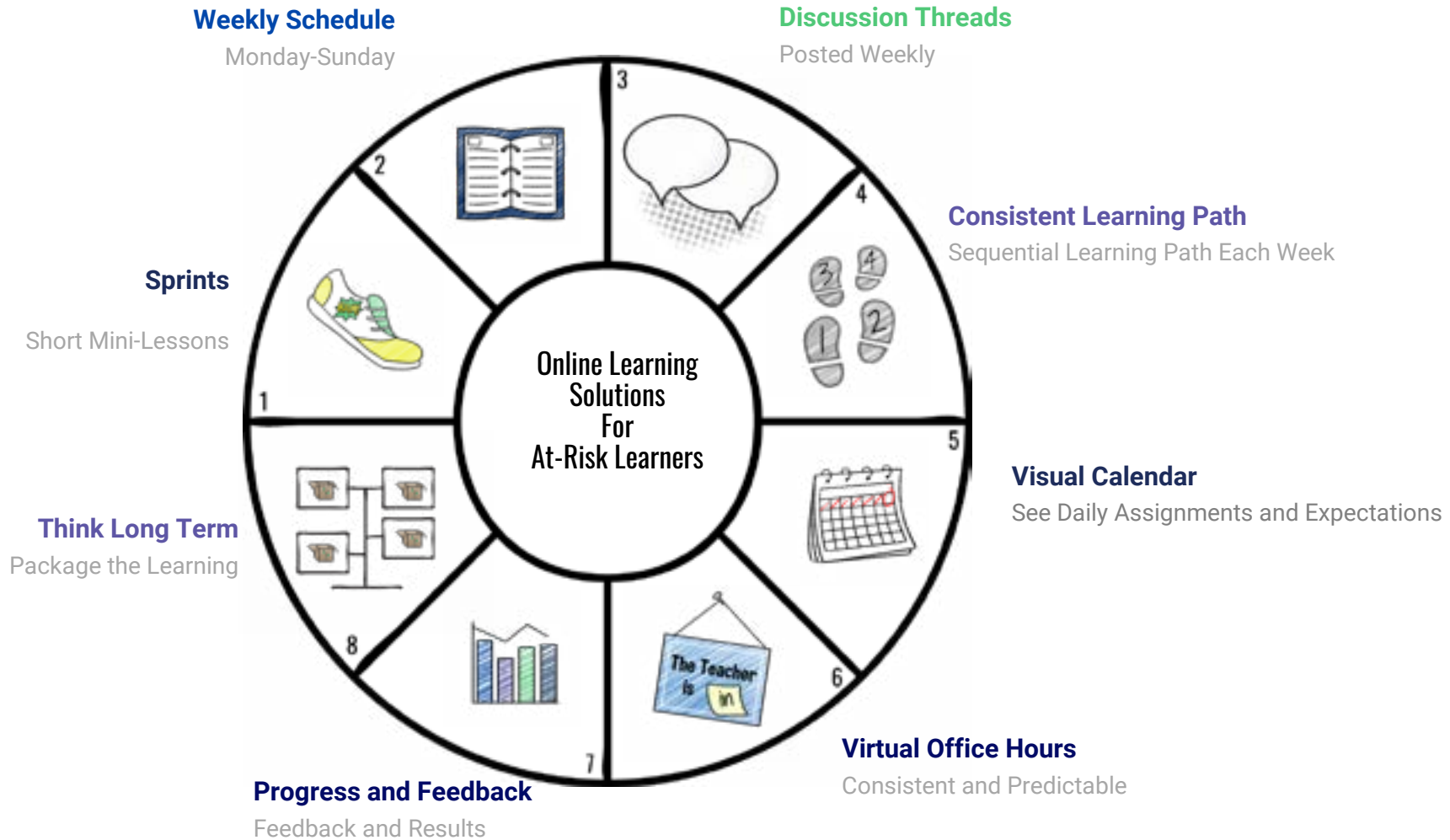


Webinar/Online Course: How to Create Effective Learning Communities for At-Risk Learners
Facilitator: Tamara Thompson



Mockingbird Education

TEACH YOUR BEST LESSON



Notes:



Sprints

Mini-lessons that are 15-25 minutes in length

Divide Lessons



Into Mini-Lessons



Sprints



Attention Span • Organization • Progress

Weekly Schedule

Monday Through Sunday

Label EVERYTHING By the Week

Course Materials
Assignments
Sprints

Weekly Schedule



Organization

Discussion Threads

Create Discussion Strands on a Weekly Basis

Course Discussion Strands

1. Conversation Strand (Non-Academic)
2. Individual Student Strand (Conversation between teacher and student)

Weekly Discussion Strands

1. Weekly Attendance
2. Conversation Strand (Non-Academic)
3. Week 1 Question Strand
4. Discussion Topic 1
5. Discussion Topic 2



Discussion Threads



Interaction • Organization • Progress • Life Demands
Accountability • Personalized • Frequency • Small Lift

Discussion Threads

Create Discussion Strands on a Weekly Basis

Learner Weekly Discussion Requirements

1. Weekly Attendance (check in 3 times)
2. Discussion Topic 1 (Post and respond to 2 classmates)
3. Discussion Topic 2 (Post and respond to 2 classmates)
4. Conversation Strand (1 post and 1 response)
5. Question and Individual Student Strand (as needed)

Discussion Threads



Interaction • Organization • Progress • Life Demands
Accountability • Personalized • Frequency • Small Lift



TEACH YOUR BEST LESSON





TEACH YOUR BEST LESSON

Consistent Learning Path

Create Discussion Strands on a Weekly Basis

Part A

1. Sprints
2. Check Point
3. Discussion

Part B

1. Sprints
2. Check Point
3. Discussion

Part C

1. Assignment

Consistent Learning Path

Structured • Predictable

Online Learning Example: Ready to Learn Curriculum




PART A

PART A		
 Learning Sprints	 Week 2 Checkpoint 1	 Week 2 Discussion 1
Yelp <ul style="list-style-type: none"> Read Reviews Slide Deck <div style="text-align: right; margin-top: 10px;"> </div>	Complete the POV Chart <div style="text-align: right; margin-top: 10px;"> </div>	Write a paragraph with 5-7 sentences that tells the scene of the story from your character's POV. <div style="text-align: right; margin-top: 10px;"> </div>

Online Learning Example: Ready to Learn Curriculum




PART B

 Learning Sprints	 Week 2 Checkpoint 2	 Week 2 Discussion 3
<p>Explore the Slide Deck on Cosmetology and Point of View</p> <p>Story About the State Test</p> <ul style="list-style-type: none"> • State Board Examiner • Student Manicurist • Volunteer Customer 	<p>Choose 2 Squawk Review to Respond to as a business owner.</p> 	<p>Why is understanding POV important for a cosmetologists who is trying to market their services</p> 

Online Learning Example: Ready to Learn Curriculum



PART C

 Assignment	
<p>Edit Squawk Response using the Wheel of Critical Analysis</p>	



TEACH YOUR BEST LESSON





Checkpoint Assignments

Structure

WHY

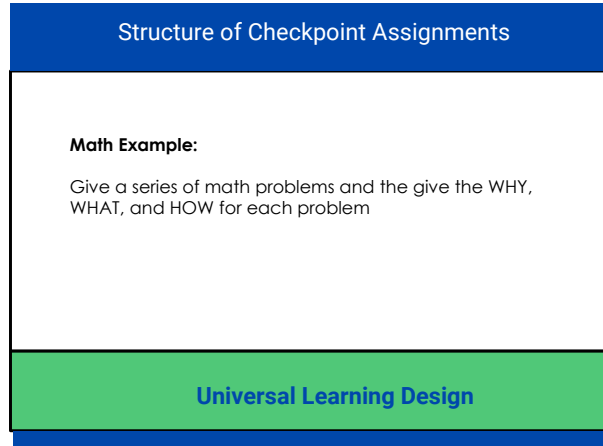
- 1. What is this checkpoints suppose to teach me?

WHAT

- 1. What did I do to solve the problem.

HOW

- 1. How did I Solve the Problem. What tools, formulas, and rules did I use?



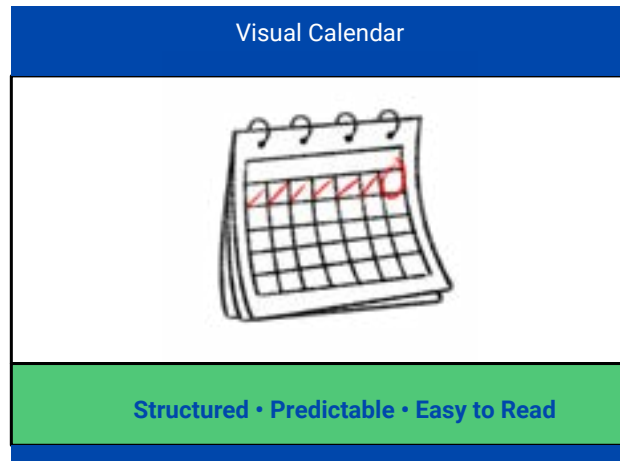
Visual Calendar

Create A Visual Calendar

Assignments

Office Hours

Any Due Date



Virtual Office Hours


Weekly Office Hours at Consistent Time

Assignments

Office Hours

Any Due Date

Virtual Office Hours



Structured • Predictable • Personable

Feedback and Progress


Consistent and Predictable

Assignments

Outcomes

Goals

Consistent and Predictable Feedback



Structured • Predictable • Personable



TEACH YOUR BEST LESSON





Think Long-Term

How will you build off the development that you are using now?

What is a learner management system?

A learning management system is a software application for the administration, documentation, tracking, reporting, and delivery of educational courses, training programs, or learning and development programs

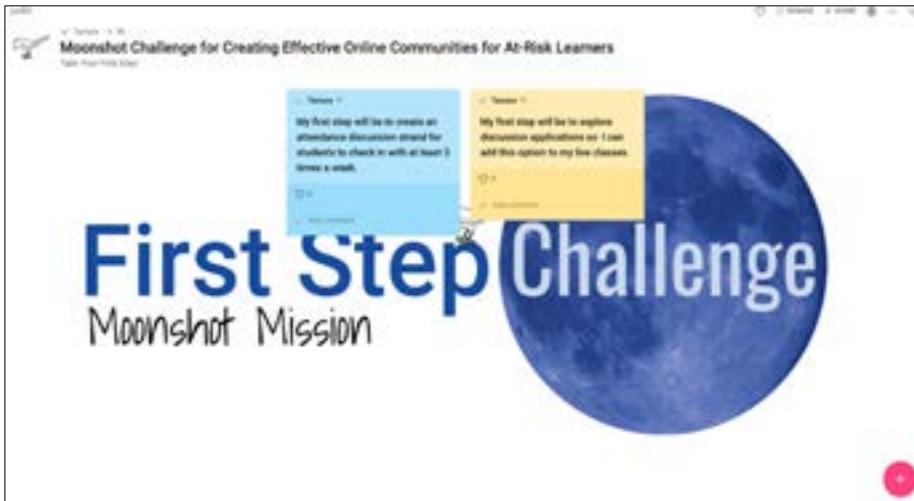
Make content that can be used again



Long Term: SCORM, XAPI, Tin Can Packages

Blackboard, Canvas, Moodle

Google Classroom isn't SCORM compliant



<https://padlet.com/tamara4/fukuz4g5y206>



In 3 sentences or less, explain what you will do in the next week to implement what you have learned in this webinar.

Post your first steps on our discussion board:

<https://padlet.com/tamara4/fukuz4g5y206>

Need accountability? Send us an email firststep@mockingbirdeducation.net

Explain your first implementation steps in 3 sentences or less.

We will email you in one week to check in and hold you accountable.



TEACH YOUR BEST LESSON

